



Monthly Financial Update

Kentucky State University

November 2023

HB 250, enacted in the 2022 Regular Session of the Kentucky General Assembly, directs the Kentucky Council on Postsecondary Education to provide a monthly financial update on Kentucky State University to the Legislative Research Commission and the Office of the Governor.

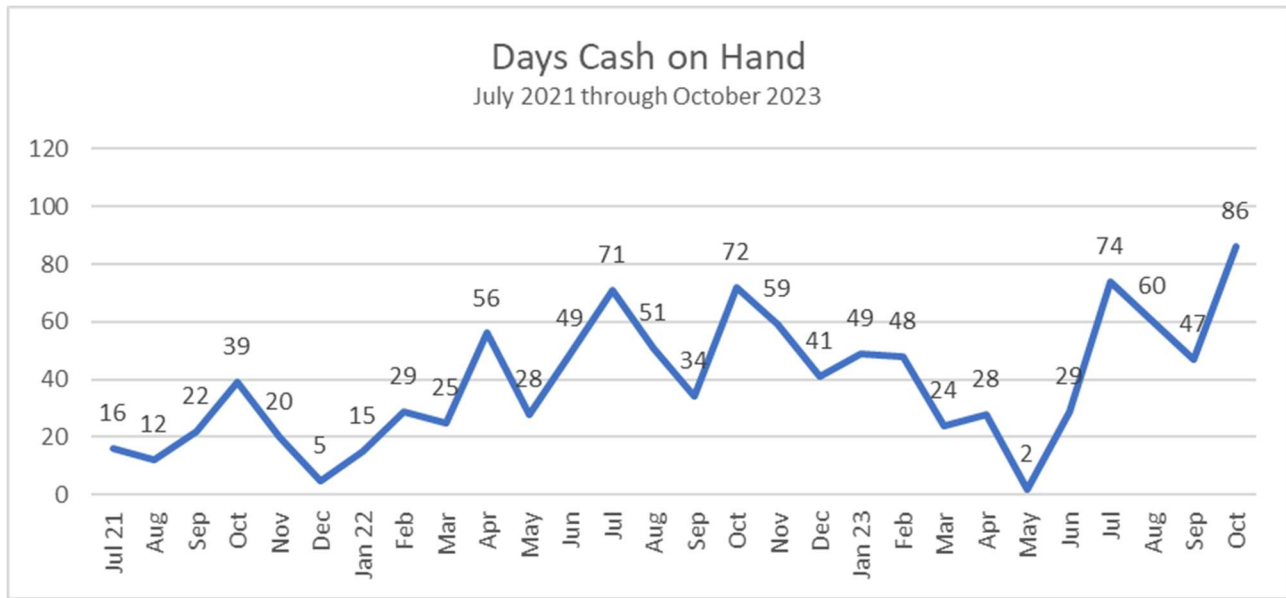
Cash Position

The university's cash balance (unaudited) on October 31, 2023, was \$17,235,888. The October cash balance includes the following reserved items:

- \$2.1 million is reserved for asset preservation projects and is not available for general expenditure. This reserve is held by Kentucky State University (KSU) and represents the available balance of student fees collected for asset preservation projects.
- \$3.8 million is held by the state and reserved for various capital projects, including \$3.4 million of "Asset Preservation Pool" projects approved to be funded with state bonds in the 2022-2024 biennial budget.



Days cash on hand (DCOH) increased to 86 days as of October 31, 2023, consistent with the monthly increase in October 2022, due to receipt of the second quarter allotment for fiscal year 24 from the state. Excluding the \$5.9 million reserved for asset preservation and other capital projects, DCOH available to support operations is 57 days at the end of September. Industry standards recommend maintaining 146 days or approximately five months of cash on hand to cover expected operating expenses. As the university is well below industry standards, the Council on Postsecondary Education (CPE) will continue to closely monitor the university's cash position and also will work with university leadership on a plan to build cash reserves.



Financial Reporting

As shared in previous reports, CPE contracted with Moss Adams to provide independent verification of KSU's progress on the Management Improvement Plan. Verification work is now underway for the second quarter of fiscal year 2024 on the following monthly deliverables:

- Master list of budgeted positions reconciled to departmental budgets
- Budget to actual reports for E&G, Auxiliaries, Land Grant Match and Asset Preservation
- Budget projections for E&G, Auxiliaries, Land Grant Match and Asset Preservation
- Clearing accounts reconciled within 14 days of end of each month
- Bank accounts reconciled within 14 days of end of each month
- Monthly closing entries posted within 14 days of end of each month
- Previous month's accounting ledger closed by the 15th day of each month
- Credit card account reconciliations
- Cash position report, cash forecast and other financial information

As reported in Moss Adam's October 2023 Management Improvement Plan Monthly Validation Summary for Q1 2024, KSU demonstrated progress on the monthly deliverables; however, several items were not implemented or were partially implemented. In general, while there is still much work to be done, more progress was made toward monthly Management Improvement Plan deliverables in Q1 2024 than in the previous quarter. CPE is monitoring KSU's progress on these monthly deliverables and is working with KSU and Moss Adams to improve the verification process.

Related to financial reporting and shared in previous reports, KSU is completing a Banner accounting system optimization project entailing a revised chart of accounts and implementation/utilization of system-delivered reports. Additionally, KSU is completing an Argos reporting tool optimization project to automate several key management reports that are

currently generated manually. Successful completion of these optimization projects will facilitate improved accounting and reporting, including generally accepted accounting principles (GAAP) financial statements, endowment utilization/stewardship reporting, budget to actual reports and student accounts receivable aging reports.

KSU is currently utilizing Your Part-Time Controller (YPTC), an external service provider, to assist with the following critical processes/functions:

- Budget to Actual Reporting/Budget Projections
- Student Accounts Receivable and Collections Reporting
- Cash Forecasting

CPE and Moss Adams met earlier this year with KSU and YPTC staff to validate the accuracy and integrity of the procedures and internal controls related to the above functions. All three functions will greatly benefit from the optimization projects referenced previously as the functions are currently performed manually. Additionally, the processes/reports will benefit from the knowledge and experience gained from continued monthly completion and review by senior leadership, leading to refinements to the processes.

Moss Adams was on-site at KSU this month to meet with staff members and discuss various Management Improvement Plan deliverables. They also provided an update on their work to CPE's Executive Committee. The meetings with KSU staff were value-added to the verification process and CPE expects that more progress on the various Management Improvement Plan deliverables will be demonstrated in the next quarterly report.

Blue & Co, LLC, KSU's external audit firm, issued its report on the fiscal year 2021 audit on October 27, 2023, and expects to complete the fiscal year 2022 and 2023 audits in the next few months. The fiscal year 2021 audited financial statement may be viewed at the following webpage: <https://www.kysu.edu/finance-and-administration/index.php>.

Moving Forward

Obtaining a complete financial reporting and assessment of the institution is still a work in progress, but the situation is improving. With successful completion of the Banner/Argos optimization projects, and completion of the monthly and other Management Improvement Plan deliverables, including audited financial statements and quarterly GAAP financial statements, CPE will be able to truly monitor the fiscal status of the institution on a month-to-month basis and provide more information in these reports each month.

As reported in Moss Adam's Management Improvement Plan Quarterly Report for Q1 2024, KSU demonstrated progress on the various deliverables due for the quarter; however, several items were not implemented or were partially implemented. CPE is monitoring KSU's progress on the Management Improvement Plan deliverables and assisting where needed. CPE assigned a project manager to assist KSU in scheduling the completion of deliverables and submitting the related reporting for the Q1 2024 Quarterly Report, which was beneficial. Weekly meetings were held with each KSU point of contact for the corresponding deliverable to track

progress and help ensure deadlines were met. CPE is continuing this monitoring practice for the current quarter.

The university is communicating with the Southern Association of Colleges and Schools Commission on Colleges, the U.S. Department of Education and the National Collegiate Athletics Association regarding noncompliance with various requirements. A negative outcome resulting from these communications could have an adverse financial impact on the university, although demonstration of satisfactory progress towards full compliance should assist in avoiding a major negative outcome.

Once all are completed, CPE will review the audited financial statements for fiscal years 2021-2023 and provide an updated financial health assessment utilizing the Composite Financial Index (CFI) methodology used in CPE's November 2021 Financial Assessment Report. The updated financial health assessment will be completed in 2024 upon completion of the fiscal year 2023 audit.

KSU's Board of Regents (BOR) held a retreat on November 27, 2023, at which board/governance training was provided by the Association of Governing Boards. The BOR also met on November 28, 2023, for a regular meeting and was provided a "State of the University Report" by President Akakpo. The related BOR presentation is attached, along with a companion "President's Report" for Fall 2023, which details 2023 progress in the following five areas: Enrollment and Academic Achievements, Infrastructure Development, Research and Innovation, Financial Overview, and Partnership Building. CPE is currently reviewing and validating the information provided in both reports; however, the Council is encouraged by the institution's reported progress and continued focus in these five critical areas.



Board of Regents Meeting

State of the University Report

Koffi C. Akakpo, Ph.D.
President
November 28, 2023



The State of The University

**Current
Situation**

**Projected
Future**



Current Situation

Student Headcount Fall Enrollment

Headcount	Fall 2019	Fall 2020	Fall 2021	Fall 2022	Fall 2023	5-yr Change
Undergraduate	1,424	1,661	1,662	1,343	1,319	-7%
Dual Credit	605	487	473	267	227	-62%
Graduate	142	142	144	116	143	1%
Total Enrollment	2,171	2,290	2,279	1,726	1,689	-22%
FTE	Fall 2019	Fall 2020	Fall 2021	Fall 2022	Fall 2023	5-yr Change
UG + Dual Credit FTE	1,482	1,697	1,598	1,361	1,348	-9%
Graduate FTE	85	88	90	68	90	6%
Total FTE	1,567	1,785	1,688	1,429	1,438	-8%

FTE = (undergraduate credit hours / 15) + (graduate credit hours / 12).



Current Situation (Cont.)

College Student Headcount Fall Enrollment

Headcount	Fall 2019	Fall 2020	Fall 2021	Fall 2022	Fall 2023	5-yr Change
Undergraduate*	1,424	1,661	1,662	1,343	1,319	-7%
Graduate	142	142	144	116	143	1%
Total	1,566	1,803	1,806	1,459	1,462	-7%

FTE	Fall 2019	Fall 2020	Fall 2021	Fall 2022	Fall 2023	5-yr Change
Undergraduate* FTE	1,305	1,542	1,465	1,277	1,254	-4%
Graduate FTE	85	88	90	68	90	6%
Total FTE	1,391	1,630	1,555	1,345	1,345	-3%

* Exclude Dual Credit

FTE = (undergraduate credit hours / 15) + (graduate credit hours / 12).



Current Situation (Cont.)

Unduplicated 12 Month Enrollment

Headcount	2018-19	2019-20	2020-21	2021-22	2022-23	5-yr Change
Undergraduate	1,469	1,603	1,823	1,843	1,493	2%
Dual Credit*	1,068	1,248	1,101	959	555	-48%
Graduate	146	193	163	179	155	6%
Total Enrollment	2,683	3,044	3,087	2,981	2,203	-18%
FTE	2018-19	2019-20	2020-21	2021-22	2022-23	5-yr Change
UG + Dual Credit FTE	1,372	1,582	1,728	1,604	1,387	1%
Graduate FTE	73	89	92	89	72	-2%
Total FTE	1,445	1,670	1,821	1,693	1,459	1%

12-month FTE = (undergraduate credit hours / 30) + (graduate credit hours / 24).

*If dual credit student matriculated in the next semester as freshman, they will be counted as Undergraduate.

2023-24 data is not yet available, pending to Spring 2024 census enrollment.



Current Situation (Cont.)

Unduplicated 12 Month Undergraduate Enrollment

Headcount	2018-19	2019-20	2020-21	2021-22	2022-23	5-yr Change
Total Undergraduate	1,469	1,603	1,823	1,843	1,493	2%
Freshman	538	778	915	813	582	8%
Sophomore	288	289	374	414	274	-5%
Junior	234	265	269	320	311	33%
Senior	360	259	259	293	320	-11%
Non Degree	49	12	6	3	6	-88%

Exclude Dual Credit and Graduate students.



Current Situation (Cont.)

Unduplicated 12 Month Undergraduate Enrollment

Headcount	2018-19	2019-20	2020-21	2021-22	2022-23	5-yr Change
Total Undergraduate	1,469	1,603	1,823	1,843	1,493	2%
URM	68%	80%	85%	88%	87%	18%
Low Income	59%	59%	57%	57%	64%	5%
First Generation	29%	30%	29%	29%	31%	3%

Exclude Dual Credit and Graduate students.

Underrepresented Minority (URM) includes Black, American Indian/Alaskan Native, Hispanic/Latino, Native Hawaiian/Pacific Islander, and Two or More Races.

Low Income determined as PELL recipients (disbursed).

First Generation was obtained based on parents' education level, as self reported in FAFSA.



Current Situation (Cont.)

Fall Midterm Grades

	Fall 2019	Fall 2020	Fall 2021	Fall 2022	Fall 2023	5-yr Change
A	28%	26%	27%	16%	34%	7%
B	19%	17%	20%	10%	23%	3%
C	15%	12%	15%	6%	14%	-1%
D	9%	7%	8%	4%	8%	-1%
F	16%	19%	19%	8%	12%	-4%
I	0.21%	0.36%	0.12%	0.10%	0.10%	0%
N	0.03%	0.00%	0.02%	0.00%	0.01%	0%
NA	2.44%	1.68%	1.39%	0.07%	0.26%	-2%
P	0.09%	0.00%	0.14%	0.17%	0.13%	0%
W	0.06%	0.36%	0.16%	0.03%	0.18%	0%
No Grade / Dropped	10%	15%	9%	56%	9%	-2%



Current Situation (Cont.)

Fall Enrollment by Residency

Headcount	Fall 2019	Fall 2020	Fall 2021	Fall 2022	Fall 2023	5-yr Change
Undergraduate						
In-State	753	772	743	488	499	-34%
Out-of-State	671	889	919	855	820	22%
Graduate						
In-State	101	99	84	59	64	-37%
Out-of-State	41	43	60	57	79	93%



Current Situation (Cont.)

Retention Rates

Percentage of first-time, full-time bachelor degree-seeking who returned in the current fall semester from previous fall semester.

	Cohort 2018	Cohort 2019	Cohort 2020	Cohort 2021	Cohort 2022	5-yr Change
Overall Retention Rate	66%	78%	70%	53%	61%	-5%
URM Retention Rate	67%	78%	71%	54%	61%	-6%
Low Income Retention Rate	70%	81%	73%	51%	61%	-9%
First Gen. Retention Rate	61%	75%	69%	49%	67%	5%

Underrepresented Minority (URM) includes Black, American Indian/Alaskan Native, Hispanic/Latino, Native Hawaiian/Pacific Islander, and Two or More Races.

Low Income determined as PELL recipients (disbursed).

First Generation was obtained based on parents' education level, as self reported in FAFSA.



Current Situation (Cont.)

Degrees/Credentials Awarded

	2018-19	2019-20	2020-21	2021-22	2022-23	5-yr Change
Associate	32	32	15	27	22	-31%
Bachelor	212	137	154	150	153	-28%
UG Certificate	5	6	4	4	10	100%
Master's	49	28	28	37	43	-12%
GR Certificate	0	0	0	0	1	
DNP	2	2	1	0	6	200%
Total Degrees/Credentials	300	205	202	218	235	-22%



Current Situation (Cont.)

Bachelor Degrees Awarded

	Fall 2019	Fall 2020	Fall 2021	Fall 2022	Fall 2023	5-yr Change
Total Bachelor Degrees	212	137	154	150	153	-28%
URM	74%	77%	81%	79%	85%	11%
Low Income	74%	75%	72%	77%	76%	2%
First Generation	17%	13%	10%	13%	12%	-5%

Underrepresented Minority (URM) includes Black, American Indian/Alaskan Native, Hispanic/Latino, Native Hawaiian/Pacific Islander, and Two or More Races.

Low Income determined as PELL recipients (disbursed).

First Generation was obtained based on parents' education level, as self reported in FAFSA.



Current Situation (Cont.)

STEM+H Fall Enrollment

Level	Fall 2019	Fall 2020	Fall 2021	Fall 2022	Fall 2023	5-yr Change
Associate	113	119	115	51	36	-68%
Bachelor	318	393	406	345	338	6%
UG Certificate	0	0	0	1	1	
Master's	39	38	31	27	34	-13%
GR Certificate	0	0	0	0	1	
DNP	15	15	19	16	40	167%
Total STEM+H	485	565	571	440	450	-7%

STEM+H Majors at KSU includes:
 Bachelor in Biology,
 Bachelor in Chemistry,
 Bachelor in Computer Science,
 Certificate in Digital Communication,
 Certificate in Environmental Measurement,

Master's in Environmental Studies,
 Certificate in Fermentation & Distillation Tech,
 Bachelor in Mathematics,
 Certificate in Network Associate,
 Associate and Bachelor in Nursing,
 Doctor of Nursing Practice.



Current Situation (Cont.)

STEM+H Degrees/Credentials Awarded

Level	2018-19	2019-20	2020-21	2021-22	2022-23	5-yr Change
Associate	30	12	13	13	9	-70%
Bachelor	38	24	30	17	42	11%
UG Certificate	0	0	1	0	3	
Master's	20	13	13	12	11	-45%
GR Certificate	0	0	0	0	1	
DNP	2	2	1	0	6	200%
Total STEM+H	90	51	58	42	72	-20%

STEM+H Majors at KSU includes:
 Bachelor in Biology,
 Bachelor in Chemistry,
 Bachelor in Computer Science,
 Certificate in Digital Communication,
 Certificate in Environmental Measurement,

Master's in Environmental Studies,
 Certificate in Fermentation & Distillation Tech,
 Bachelor in Mathematics,
 Certificate in Network Associate,
 Associate and Bachelor in Nursing,
 Doctor of Nursing Practice.



Current Situation (Cont.)

Graduation Rates

Percentage of first-time, full-time bachelor degree-seeking who completed a bachelor degree program within six years.

	2013-2019	2014-2020	2015-2021	2016-2022	2017-2023	5-yr Change
Overall Graduation Rate	26%	30%	38%	33%	28%	3%
URM Graduation Rate	24%	27%	41%	33%	28%	3%
Low Income Grad Rate	22%	27%	37%	34%	26%	5%
First Generation Grad Rate	21%	30%	31%	34%	24%	3%

Underrepresented Minority (URM) includes Black, American Indian/Alaskan Native, Hispanic/Latino, Native Hawaiian/Pacific Islander, and Two or More Races.

Low Income determined as PELL recipients (disbursed).

First Generation was obtained based on parents' education level, as self reported in FAFSA.



Current Situation (Cont.)

The Gap...

If our retention rates are above 50%, why our graduation rates are so low?

	2013-2019	2014-2020	2015-2021	2016-2022	2017-2023	5-yr Change
Retention Rate*	66%	78%	70%	53%	61%	-5%
Retained and Progressed**	39%	38%	37%	26%	33%	-5%
Graduation Rate	26%	30%	38%	33%	28%	3%

* Students returned to the next fall semester regardless of the class. They may still be freshmen for more than 1 year.

** Students returned to the next fall semester and progressed to the next class (sophomore or higher).

Only half of the returned students progressed within one year.

In summary, our students may keep coming back, but they are progressing.



Current Situation (Cont.)

Student to Faculty Ratio

FTE student compared to FTE instructional faculty

	2018-19	2019-20	2020-21	2021-22	2022-23
Ratio	12 : 1	11 : 1	14 : 1	13 : 1	13 : 1

Only instructional faculty is included in the ratio calculation.
Research and Library faculty are excluded.
The 2022-23 ratio is still preliminary.



Current Situation (Cont.)

Fall 2023 Course Offering

544 courses offered

201 courses have ten or fewer students currently enrolled (37%)

119 courses have five or fewer students currently enrolled (22%)

34 courses does NOT have any students currently enrolled (6%)

Fall 2023 Advising Scheme

190 students have advisors that are no longer employed at KSU

402 students have no advisor currently assigned



Current Situation (Cont.)

Exclude High School students

	Total Registration	Financially Enrolled*	Not Financially Enrolled
First Time Freshman	343	224	119
Continuing Freshman	145	92	53
Sophomore	224	150	74
Junior	257	159	98
Senior	335	202	133
Graduate	141	47	94
TOTAL	1,445	874	571

Not Financially Enrolled (ALL)	Balance	Headcount	Not Financially Enrolled - Associate and Bachelor Degree Seeking	Balance	GPA < 2.00	GPA 2.00 - 2.50	GPA 2.51 - 3.50	GPA > 3.50	New Student	Total
	< \$1,000	118		< \$1,000	3	8	37	15	30	93
	\$1,000 - \$2,000	83		\$1,000 - \$2,000	4	7	26	7	31	75
	\$2,001 - \$3,000	51		\$2,001 - \$3,000	0	4	16	5	18	43
	> \$3,000	319		> \$3,000	26	48	89	26	73	262
	TOTAL	571		TOTAL	33	67	168	53	152	473

*Financially Enrolled students are identified by Bursar office and recorded in Banner TGACOMC form as 'REG COMP', and those with no positive balance after memo, authorized, & third party aid.



Current Situation (Cont.)

Fall 2023 KSU Housing Report

Dorm	Financially Enrolled	Total Bed Assignment	Online Bed Capacity	Online Occupancy Rate	Max Bed Capacity
New Residence Hall	277	396	408	97.1%	408
Chandler Hall	51	72	104	69.2%	114
Combs Hall	0	0	0	0%	106
The Halls	110	154	295	52.2%	321
Kentucky Hall	63	84	123	68.3%	125
McCullin Hall	44	71	91	78.0%	97
Whitney Young Hall	100	140	150	93.3%	150
TOTAL	645	917	1,171	78.3%	1,321

5 of these students are not registered.



Current Situation (Cont.)

Institutional Aid					
Aid Souce	2019	2020	2021	2022	2023
Institutional	6,221,113.72	4,366,262.54	3,503,189.76	4,092,961.48	2,922,377.08
Non-Institutional Aid					
Aid Souce	2019	2020	2021	2022	2023
External	521,056.51	870,293.32	1,285,157.44	1,685,846.90	1,857,571.45
Federal	13,034,678.52	14,884,409.71	15,651,226.86	15,160,614.48	14,688,265.68
Personal	2,569,680.32	3,155,020.06	6,964,327.87	6,362,180.84	5,739,930.46
State	1,002,728.00	1,044,153.50	1,229,295.00	1,303,240.00	1,525,439.50
End of Term Balances					
	2019	2020	2021	2022	2023
Balances	863,147.75	403,666.43	111,080.18	2,004,376.38	570,630.03



Financial Situation



**FY 2023 Actual
E&G Expenses:
\$34,560,868**



**FY 2023
Actual E&G
Revenue:
\$31,784,769**



Surplus/(Deficit): \$ (2,776,099)



Financial Situation (Cont.)

	FY 2024	FY 2024
	Adopted Budget	Revised Budget
Total E&G Revenue	\$35,585,786	\$32,528,394
Total E&G Expenditures	\$38,694,486	\$32,067,500
Contingency	-	\$460,894
Surplus/(Deficit)	\$(3,108,700)	-




Financial Situation (Cont.)

	FY 2024 Revised Budget	FY 2024 YTD Through Oct. 31 2023	FY 2024 Percent of Budget
Total E&G Revenue	\$32,528,394	\$10,238,787	31.5%
Total E&G Expenditures	\$32,067,500	\$9,727,022	30.3%
Delta	\$460,894	\$511,765	



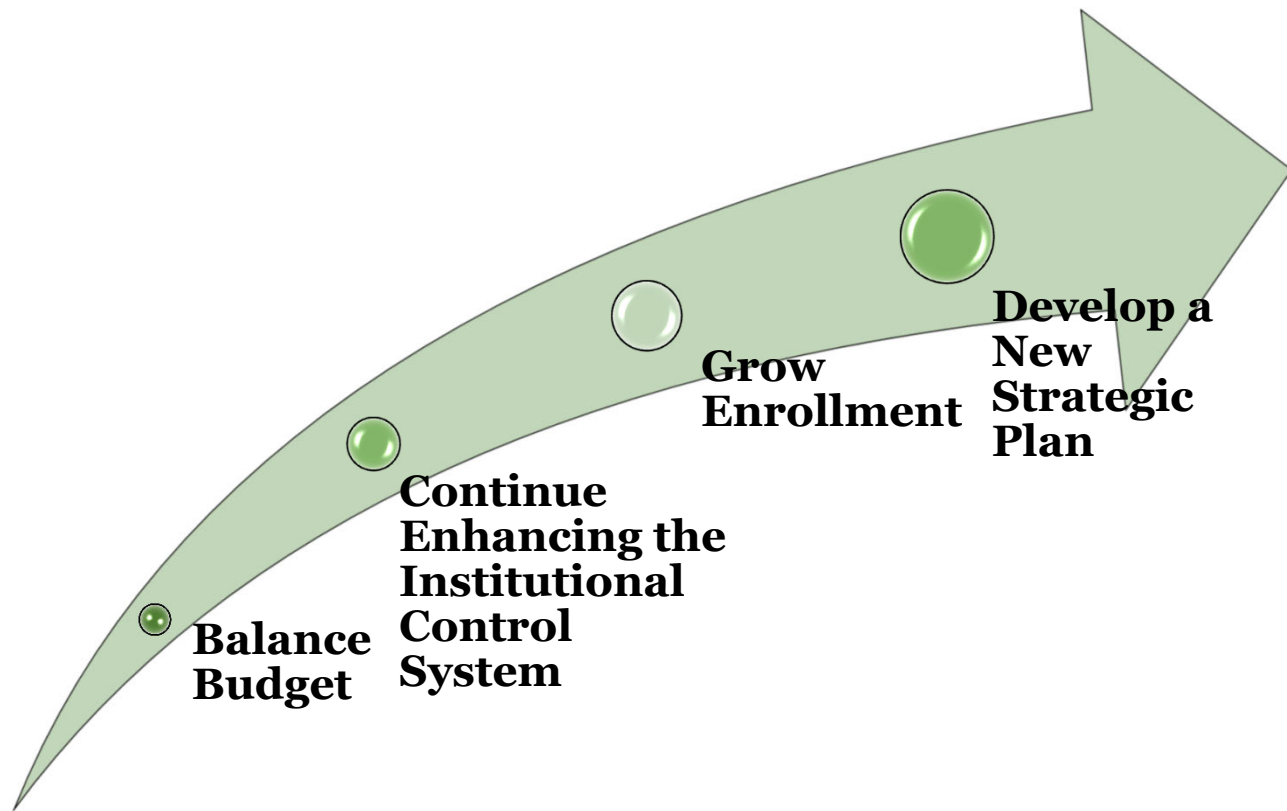
Moving Forward





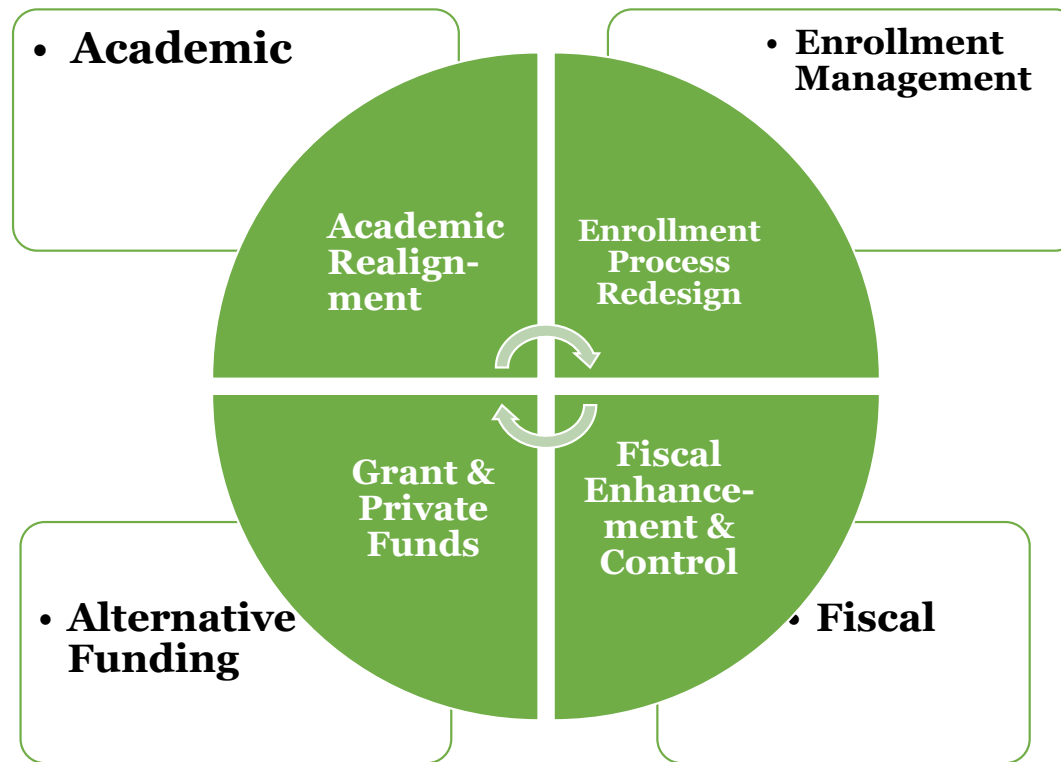
Moving Forward (Cont.)

Short-Term Goals





Moving Forward (Cont.)





Moving Forward (Cont.)

Academic



Academic Reimagine



Academic Realignment



Curriculum “De-Creep”



Moving Forward (Cont.)

Enrollment Management



Creation of Meta Majors & Guided Pathways



Enrollment Redesign (Partnership & Enrollment Growth)



Implementation of (Student Success) Best Practices



Moving Forward (Cont.)

Fiscal



Fiscal Enhancement



Fiscal Control



Increase Scholarships & Private Funds



Moving Forward (Cont.)

Alternative Funding



Redesign & Rebuild Advancement



Increase Grants & Private Funds



Increase Scholarships



Questions





President's REPORT

FALL 2023



THOROBREDS LEADING *for* **IMPACT**





A Message from the **PRESIDENT**

I am pleased to present this report detailing the notable progress achieved at Kentucky State University (KSU) for calendar year 2023.

1. Enrollment and Academic Achievements:

Since July 1, 2023, I have been transparent, KSU must grow. I have set a goal of 3,000 undergraduate students and 1,500 dual credit students enrolled at our institution. To that measure, we have invested in our BREDs Office and Financial Aid Office.

We have also relocated our student services from around campus to the Student Center, providing our students the assistance they need in one location. We will continue to invest in enhanced recruitment strategies and program offerings.

2. Infrastructure Development:

Our commitment to enhancing campus facilities is evident in the completion of Thorobred Hall in August. 408 students are living

within the walls and they share ten dedicated study spaces – two per floor. Blazer Library’s renovations continue and we will be sharing with the legislator an ambitious plan for investing in the future of KSU. These developments are crucial in providing a conducive learning environment and contribute to the overall growth of KSU.

3. Research and Innovation:

KSU has continued to foster a culture of research and innovation. Noteworthy projects include the awarding of new grants as well as renewals of many of KSU’s signature offerings. These showcase our dedication to advancing knowledge and contributing to the broader academic community.

4. Financial Overview:

The financial health of the university remains a must. KSU will not ask for another bailout under my leadership and we will have a balanced budget. Our overdue audits are nearly complete and these prudent financial management measures are beyond necessary for our commitment to long-term sustainability.

5. Partnership Building:

My administration and I have been traveling throughout the state forging new partnerships with peer institutions, high schools, system offices, as well as corporate supporters and foundations. KSU will enhance relationships and ensure positive impact from these efforts.

In my first five months, we have made substantial achievements and positioned ourselves for growth. These accomplishments are a testament to the hard work and dedication of our faculty, staff, and students.

I look forward to discussing these achievements in more detail during our upcoming meeting and please enjoy additional details within.

Warm regards,

A handwritten signature in black ink, appearing to read 'Korji C. Akakpo'. The signature is fluid and cursive, written over a light blue horizontal line.

DR. KORJI C. AKAKPO

Enrollment

STUDENT TO FACULTY RATIO

UNDUPLICATED 12 MONTH ENROLLMENT

Headcount	2018-19	2019-20	2020-21	2021-22	2022-23	5-yr Change
Undergraduate	1,469	1,603	1,823	1,843	1,493	2%
Dual Credit*	1,068	1,248	1,101	959	555	-48%
Graduate	146	193	163	179	155	6%
Total Enrollment	2,683	3,044	3,087	2,981	2,203	-18%

FTE	2018-19	2019-20	2020-21	2021-22	2022-23	5-yr Change
UG + Dual Credit FTE	1,372	1,582	1,728	1,604	1,387	1%
Graduate FTE	73	89	92	89	72	-2%
Total FTE	1,445	1,670	1,821	1,693	1,459	1%

12-month FTE = (undergraduate credit hours / 30) + (graduate credit hours / 24).

*If dual credit student matriculated in the next semester as freshman, they will be counted as Undergraduate.

2023-24 data is not yet available, pending to Spring 2024 census enrollment.

STUDENT TO FACULTY RATIO

FTE student compared to FTE instructional faculty

	2018-19	2019-20	2020-21	2021-22	2022-23
Ratio	12 : 1	11 : 1	14 : 1	13 : 1	13 : 1

Only instructional faculty is included in the ratio calculation.

Research and Library faculty are excluded.

The 2022-23 ratio is still preliminary.

PARTNERSHIP NEWS

Kentucky State University Forges Transfer Agreement Partnership with KCTCS

Kentucky State University (KSU) announced a collaboration with the Kentucky Community and Technical College Systems (KCTCS). Officially signed on Thursday, October 26, 2023, the transfer agreement is poised to bring numerous benefits to students and the community, as well as to revolutionize the educational landscape in the Commonwealth.

A standing-room only crowd comprised of elected officials, members of the KSU Board of Regents, KSU staff, alumni, and students, KCTCS staff, community members, and media representatives were in attendance to witness the signing of the transfer agreement.

Dr. Koffi C. Akakpo, the 19th President of Kentucky State University, expressed his enthusiasm for the collaboration. “This partnership is a testament of our commitment to providing quality education and workforce development opportunities for the people of Kentucky. It reflects our dedication to enhancing the future of our students and the prosperity of our citizens. Our vision for this innovative alliance is to bolster partnerships across the Commonwealth’s educational landscape and create a seamless transition for students seeking to transfer to KSU and attain their four-year degrees.”

These pathways ensure a smooth journey for community college students looking to complete their baccalaureate degrees.

“Part of our statutory mission is transfer,” says Interim KCTCS President, Dr. Larry Ferguson. “Roughly 50% of our students transfer on to a university such as KSU to extend their educational journey and complete their baccalaureate, master’s, or doctoral degrees.” Ferguson continued, “we are very eager and pleased to be able to work even more in-depth with Dr. Akakpo and his team at Kentucky State University.”

“The intentionality of partnerships like this are by design,” noted Kentucky Council on Postsecondary Education President, Dr. Aaron Thompson. “This intentionality is in place to address the needs of Kentucky’s workforce and provide opportunities to our citizens.”



Key highlights of this partnership include enhancing educational access, streamlining transfers, offering industry-relevant curricula, providing scholarships and financial aid, offering comprehensive support services for students, impacting the community, and driving innovation and research.

This collaborative partnership will provide students with the following highlights:

- 1. Enhanced Educational Access:** Students gain access to a broader range of academic programs, empowering them to pursue their educational and career goals with more flexibility in fields of their choice.
- 2. Streamlined Transition:** Clear pathways facilitate a smooth transition for community college students aspiring to complete their baccalaureate degrees at KSU.
- 3. Industry-Relevant Curriculum:** Students will benefit from updated curricula that align with industry needs, preparing them for successful careers upon graduation.
- 4. Scholarships and Financial Aid:** The partnership will facilitate access to scholarships and financial aid resources, making higher education more attainable and more affordable.
- 5. Comprehensive Support:** Both institutions are committed to providing comprehensive support services, including academic advising and career guidance, to empower students to achieve their goals.
- 6. Community Impact:** The partnership strengthens the connection between academia and the community, fostering collaborative efforts to address local needs and promote economic growth.
- 7. Innovation and Research:** Together, KSU and KCTCS will drive innovation and research initiatives, benefiting not only students but also the broader academic and industrial landscape.

Dr. Akakpo announced the first eleven pathway transfer credit programs set go in full effect in time for the spring 2024 semester. Additional pathway programs are in development.

ACADEMIC NEWS

Small-Scale Farm Grant funded for an additional \$1.3 million

Kentucky State University's Small-Scale Farm Grant was granted up to \$1,359,000 over the next two years by the Kentucky Agricultural Development Board.

From the Small-Scale Farm Grant's inception in December 2012 through August 2023, more than \$4 million has been awarded to 1,105 successful applicants in 113 counties across Kentucky.

"I am so proud to have been part of this project for the past 10 years, and I'm very excited about the upcoming changes that will benefit even more small, limited-resource, minority farmers in the state," said Joni Nelson, Manager of the Center for Sustainability of Farms and Families at Kentucky State University.

Nelson said it is rewarding to see how far a "small" grant can go for Kentucky farmers.

"It is not a 'small' grant to them. It is a life-changing event," Nelson said.

The Small-Scale Farm Grant frequently helps farmers sustain their business or venture in directions they otherwise could not have.

Jim Embry, an agrarian intellectual activist in Madison County, has received two Small-Scale Farm Grants, which have funded necessary equipment and helped him purchase hives and beekeeping tools.

"I became a beekeeper thanks to KSU," Embry said.

The Kentucky Agricultural Development Board approved more than \$3.3 million for agricultural diversification and rural development projects at its October board meeting.

KSU Receives Funding for Soybean Production

Kentucky State University received nearly \$600,000 in funding to study nitrogen management in soybean production to improve seed quality for producers in Kentucky and beyond.

The research, titled "Optimizing nitrogen management in soybean, integrating manual and high throughput aerial phenotyping," is funded by the United States Department of Agriculture for 2023-2026.

"I'm very excited about this research project because of the urgency to improve seed protein concentration," said Dr. Anuj Chiluwal, assistant professor of Agronomy and the project director for this research.

The soybean is one of the most important crops in Kentucky and in the United States, with a national production value of about \$61 billion. However, many soybean producers are struggling to meet the minimum protein threshold for high quality animal feed.

"There is an urgent need to improve soybean seed protein concentration to make U.S. soybean competitive in a global feed market," Dr. Chiluwal said.

Previous studies suggest that low protein concentration may be tied to nitrogen levels, so this project will evaluate what levels

and timings of late-season nitrogen fertilizer application are most effective on soybean yield and seed composition.

The researchers will utilize High Throughput Aerial Phenotyping (HTAP), which is "rapidly emerging as a promising alternative" to manual data collection, which is labor-intensive, expensive, slow, and potentially damaging. This project will utilize several sensors to determine which are most effective to measure morphophysiological traits and yield prediction in soybean.

The results of this research will then be disseminated to farmers, researchers and Cooperative Extension personnel.

"I am really hoping the findings from this project would be helpful to improve the overall seed quality in soybean," Dr. Chiluwal said. "We are very, very excited."

KSU Professor Receives Black Storyteller Fellowship

KSU adjunct history professor, Rev. Andrew Baskin, was one of the six artists selected by the National Association of Black Storytellers (NABS) as a 2023 Black Appalachian Storyteller Fellow. Rev. Baskin will receive a cash award of \$5,000 to support his practice as a Black Appalachian storyteller and culture bearer with opportunities to examine, research, develop and perform, and/or document the Black Appalachian storytelling tradition.

Nursing CHI Scholarship Update

Kentucky State University (KSU) shared exciting updates about the transformative collaboration with CHI Saint Joseph Health. Together, Kentucky State University President, Dr. Koffi C. Akakpo, and Chief Operating Officer/Chief Nursing Executive, CHI Saint Joseph Health, Melissa Bennett, unveiled the latest developments in KSU and CHI Saint Joseph Health partnership, poised to elevate the landscape of nursing education in the Commonwealth of Kentucky. This momentous occasion, hosted on the campus of Kentucky State University, highlighted a special recognition ceremony, during which the KSU nursing leadership team introduced nursing scholarship recipients for the academic year.

As part of the KSU and CHI Saint Joseph agreement in May 2022, CHI Saint Joseph Health pledged \$2.5 million in scholarships and support over a span of five academic years to establish the “CHI Saint Joseph Health Nursing Scholarships” at KSU. This initiative is designed to bolster nursing education, support aspiring healthcare professionals, and enhance the overall quality of healthcare in the region.

The scholarships are awarded to qualified full-time applicants who are pursuing either a two-year Associate of Applied Science in Nursing (AAS) degree or are in the final two years of their Bachelor of Science in Nursing (BSN) program (at junior and senior status). To be eligible, students must maintain good academic standing at KSU, meet the current merit-based scholarship criteria of KSU, and satisfy the requirements set by the Scholarship Committee.

In a display of commitment to the future of KSU’s nursing students, CHI Saint Joseph Health will provide \$5,000 scholarships every semester, totaling \$10,000 per academic year, for up to two years. This means students may receive up to \$20,000 in scholarships, contingent on their successful completion of the National Council Licensure Examination (NCLEX).

CHI Saint Joseph Health’s commitment extends beyond financial support. In return for participating in this program, scholarship recipients secure employment with CHI Saint Joseph Health upon graduation and licensure. This collaborative partnership allows scholarship recipients, upon graduating, to work for CHI Saint Joseph Health, further enhancing their hands-on experience and career opportunities. This is a significant leap forward for nursing education and the future of healthcare in our region.



Kentucky State University continues to Lead for Impact in the Commonwealth. The impact of this partnership is already evident as two BSN students have completed the program and are now employed as full-time healthcare professionals at CHI Saint Joseph Health.

To celebrate the success of this collaboration, Kentucky State University School of Nursing and CHI Saint Joseph Health recognized 15 nursing students who will be receiving this year’s scholarship for the 2023-2024 academic year. Thirteen students will be pursuing BSN degrees and two will be participating in the AAS program.

KSU President, Dr. Koffi C. Akakpo, expressed his enthusiasm about this landmark collaboration, stating, “This partnership exemplifies our commitment to providing high-quality education and valuable opportunities for our nursing students. We are proud to work with CHI Saint Joseph Health in shaping the future of Kentucky’s healthcare professionals.”

“We are so happy to have a strong and growing partnership with Kentucky State University,” said Dr. Melissa Bennett, Chief Operating Officer/Chief Nursing Executive, CHI Saint Joseph Health. “These students represent the future of nursing and will be leading the way in serving patients. These bright and enthusiastic scholarship recipients represent both nursing programs at KSU and are already integrated doing clinicals and providing care to our patients.”

The collaboration between Kentucky State University and CHI Saint Joseph Health represents a significant step forward in the field of nursing education, emphasizing the importance of fostering the next generation of healthcare providers.



THOROBRED HALL

Grand Opening

Investing in the Future of KSU – 408 Bed Facility

I am thrilled to share with you the exciting news of the successful opening of Thorobred Hall at Kentucky State University, marking a significant milestone in our commitment to providing exceptional residential facilities for our students.

Grand Opening Celebration

On Friday, August 4, 2023, Kentucky State University proudly inaugurated Thorobred Hall, a cutting-edge residence facility designed to enhance the overall student living experience. The grand opening ceremony was attended by faculty, staff, students, and esteemed guests, symbolizing the university's dedication to fostering a vibrant and supportive community.

State-of-the-Art Features:

Thorobred Hall, spanning an impressive 164,268 square feet and standing tall at five stories, boasts modern amenities and accommodations for 408 students. The facility has been meticulously designed to create a comfortable and enriching living environment, aligning with our university's commitment to student success.



Key features of Thorobred Hall include:

Spacious Living Areas:

Thoughtfully designed living spaces ensure students have ample room for both relaxation and productivity.

Cutting-Edge Facilities:

The residence hall is equipped with state-of-the-art facilities, including study lounges, common areas, and recreational spaces, to support our students' academic and personal growth.

Community Building:

Thorobred Hall is designed to promote a strong sense of community among residents, fostering connections that will extend beyond the classroom.

Capacity and Impact:

With a capacity for 408 beds, Thorobred Hall addresses the growing housing needs of our student population. This expansion not only accommodates more students but also contributes to the creation of a dynamic and inclusive campus community.

Commitment to Student Success:

At Kentucky State University, we understand the vital role that living environments play in shaping the college experience. Thorobred Hall reflects our ongoing commitment to providing students with the resources and facilities necessary to thrive academically and personally.

Next Steps:

As we celebrate this achievement, we look forward to monitoring the positive impact Thorobred Hall will have on the overall student experience. The facility is a testament to our dedication to providing the best possible resources for our students, ensuring they have the support needed to excel in their academic pursuits.



Two-Bedroom Suite



Four-Bedroom Suite



One-Bedroom Suite

STUDENT ATHELETE UPDATES



2023 Graduation

For the second consecutive year a KSU student-athlete was named Valedictorian, baseball student-athlete Collier Higgs was awarded this honor for the Class of 2023.

Out of the undergraduate degrees conferred by Kentucky State University, 62 were earned by student-athletes.

Among these students, 18 were recognized for their academic achievements, including six who earned Summa Cum Laude distinctions (GPA of 3.80-4.00), five who received Magna Cum Laude honors (GPA of 3.50-3.79), and seven who graduated Cum Laude (GPA of 3.20-3.49) in their respective fields of study.



Collier Higgs, 2023 Class Valedictorian (left)

SIAC Elite 14 Award

The Elite 14 award recognized the student-athlete who has reached the pinnacle of competition at the SIAC championship level in his or her sport while also achieving the highest academic standard among his or her peers.

Baseball: Collier Higgs, 4.00

Women's Basketball: Naja Fenelon 4.00

Men's Volleyball: Kade Andruski, 3.96

Men's Basketball

Highlights

- Men's Basketball finished the 2022-23 season with a 15-13 and 11-9 in SIAC play.
- The Thorobreds went on a run at the 2023 SIAC Men's Basketball Championship, defeating Allen(82-72), Albany State(83-70), #1 Seed Tuskegee(81-67) and fell to Benedict in the semi-finals 71-83.
- For the 2023 HBCU Classic for Columbus All-Star Game Head Coach Dr. Jamaal Jackson served as the HBCU team coach and Jay Murrell, Jalon Andrews and Kong Kong played on the HBCU team.
- All seven seniors earned bachelor degrees, Kong Kong, Josh Cross, Shamon Mosley, Elijah Lockhart, Montrell Jacobs, Jalon Andrews, and Jay Murrell.

Men's Golf Highlights

- The 2022-23 men's golf season the Thorobreds won the regular season tournaments the Alice Lloyd Fall Invitational, Darrall Foreman Invitational and Shorter Hawk Invitational. The Thorobreds finished second at the HBCU Invitational.
- At the 2023 SIAC Conference Men's Golf Championship the Thorobreds finished third as a team with four student-athletes finishing in the in the top ten Micah Stangebye, Max Dufey, Rhett Johnson, and Jean-Marc Chevrotiere.
- Three Thorobreds earned SIAC All-Conference First and Second Team Honors, with Robert Johnson Micah Stangebye named to the first team. As Jean-Marc Chevrotierewas earned second team honors.
- At the 2023 PGA Works Division II Collegiate Championship Kentucky State took home the team title and Micah Stangebye took home the individual title that earned him two professional tournament exemptions.
- Men's Golf was awarded a grant from United Airlines to assist with traveling needs.
- OnCore Golf become a sponsor of the men's golf program.

* All sports highlights may be found out ksuthorobreds.com

Women's Basketball

Highlights

- The Thorobreds had their best season since the 2018-19 with an overall record of 16-11 with a conference record of 12-7.
- Naja Fenelon earned SIAC Elite 14 Honors with a 4.0 GPA.
- Laurie Thomas was named to the Preseason SIAC Second Team.
- All seniors graduated with academic honors Laurie Thomas (Magna Cum Laude), Ahsha Spencer (Summa Cum Laude), Naja Fenelon (Summa Cum Laude).
- Five student-athletes earned 4.0's, Sydney Thomas, Lauren Powell, Naja Fenelon, Nya Caruthers, Kayla Thompson.

Softball Highlights

- Softball finished the 2023 season 14-28 overall and 6-14 in conference play.
- At the 2023 Southern Intercollegiate Athletic Conference and Central Intercollegiate Athletic Conference Crossover the Thorobreds went undefeated(4-0).
- In a partnership with the City of Frankfort the Thorobreds played their 2023 season at State Stadium in downtown Frankfort.
- Going into the 2024 season the Thorobreds will have five student-athlets from the state of Kentucky and one (Rhealee Ellis) from Frankfort.

Baseball Highlights

- Collier Higgs was named the Kentucky State University Class of 2023 Valedictorian along with being name the SIAC Elite 14 Baseball honoree.
- Joseph Esparza was named 2023 Baseball SIAC Player of the Year and SIAC First Team Honors. He was named to the 2nd Team All-Region from the National Collegiate Baseball Writers Association.
- Esparza broke the single season RBI record with 73 and finished 2nd in doubles(17), hits(68) and home runs(16).
- Kentucky State broke the standing team home runs record with 38 home runs during the season.



INFRASTRUCTURE PROJECTS

Recently Completed or nearly complete

- Refresh of Student Wellness suite in the Student Center, new flooring and painting
- South side residential parking lot: pot holes patched, with great assistance from the City of Frankfort, and new striping. Temporary lighting is in place with new permanent lighting to be installed soon.
- Yellow Brick Road thanks to Home Depot contributions – Tree trimming, painting, new trash cans and installation of permanent benches
- Master Plan Meetings and Presentation
- Bell Gym - Emergency Exit Stairs Installed

In design – construction to start in spring

- Relocation of generator to Exum Hall
- Cleaning up vehicles, updating vehicle inventory
- Demolition projects to include west entrance house, Russell Court apartments, academic annex, carwash, sidewalk/stairs/trees throughout campus
- First phase of sidewalk, stairs, and handrail replacements
- Elevator upgrades – McCullin Hall, Student Center and Young Hall
- Combs Hall Renovation - Environmental abatement to start in January and renovation in April. Will be complete by December 2024
- Completed the assessment of all residence halls – planning for next steps
- Blazer Library renovation – new windows, new flooring, exterior façade, minor HVAC upgrades
- Carver Hall renovation – first phase to include renovation of offices and labs
- Jackson Hall – exterior repairs – federal grant
- Hume Hall – water infiltration
- Roofing projects – Jordan Building, Betty White, McCullin Hall and the Halls

Early planning phase

- Bradford Hall – flooring, windows, and entries
- Exum Hall Exterior repairs and replacement
- Land Grant projects – Hunter Hall renovation Phase II, Office – new farm, Office/Value-Add building at the Harold Benson Research and Demonstration Farm



president@kysu.edu